



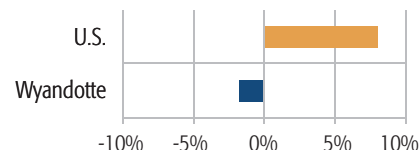
Wyandotte County, Kansas

Population

Wyandotte County

1990	162,026
2000	157,882
2009	155,085 (Estimate)

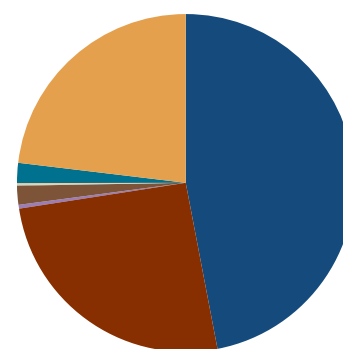
Population Growth % 2000-2009



Economic Indicators

	Wyandotte	U.S.
% Uninsured	22.9%	15.1%
Uninsured Pop	34,903	45,080,009
Median Household	\$38,031	\$52,029

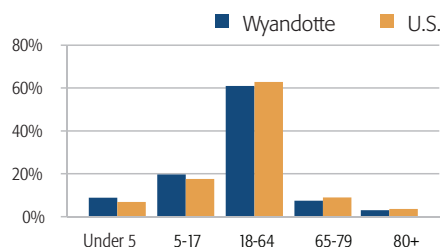
Population by Race



	Number	Percent
White, Non-Hispanic	72,507	47.0%
Black, Non-Hispanic	39,425	25.6%
American Indian	578	0.4%
Asian	2,796	1.8%
Pacific Islander	76	0.0%
Other, Non-Hispanic	297	0.2%
2+ Races, Non-Hispanic	2,959	1.9%
Hispanic	35,649	23.1%

Population by Age

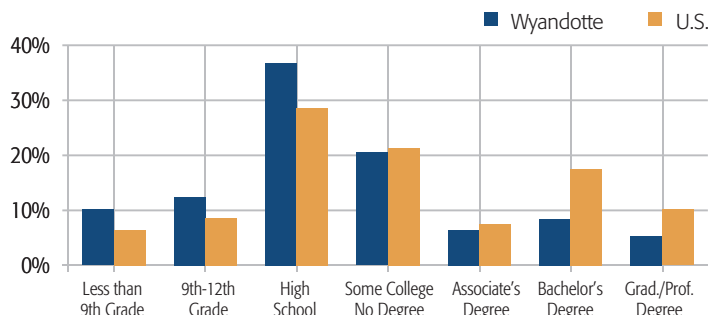
	Wyandotte	U.S.
Under 5	9%	7%
Ages 5-17	20%	18%
Ages 18-64	61%	63%
Ages 65-79	8%	9%
Age 80 +	3%	4%



Sources: Census 2008, ACS

Educational Attainment

	Wyandotte	U.S.
Less than 9th grade	10.2%	6.4%
9th to 12th, no diploma	12.4%	8.7%
High school diploma	36.7%	28.5%
Some college, no degree	20.5%	21.3%
Associate's degree	6.5%	7.5%
Bachelor's degree	8.4%	17.5%
Graduate/professional degree	5.2%	10.2%

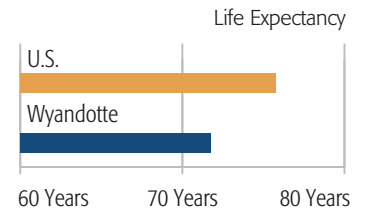


County Concerns

- Poverty trend: increased 17% since 2000
- Lowest life expectancy in the REACH Foundation funding area
- Highest homicide rate in REACH Foundation funding area
- High rates in behavioral risk categories like smoking and lack of exercise

Life Expectancy

	Wyandotte	U.S.
Life Expectancy (Years)	73.2	76.5
Fair or Poor Health (%)	17.6%	17.1%
Unhealthy Days Last Month	6.3	6



Risk Factors (% of adults, 2006)

No Exercise	37.3%
Few Fruits/Vegetables	83.1%
Obesity	27.4%
High Blood Pressure	26.5%
Smoker	28.2%
Diabetes	7.7%

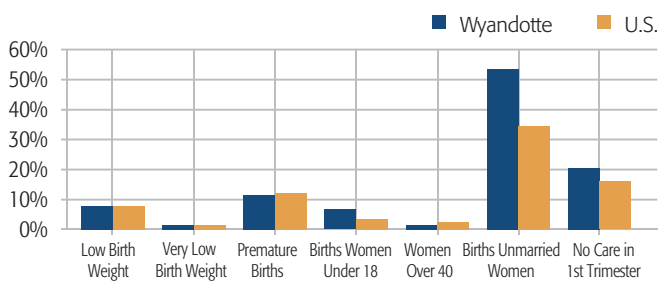
Source: U.S. Dept. of Health and Human Services

Vulnerable Populations (2005)

	Number	Percent
Pop over 65	16,370	10.56%
Pop under 18	43,361	27.96%
Persons in Poverty 100%	32,960	21.69%
Persons in Poverty 200%	69,935	46.02%
Minority Pop incl Hispanics	81,885	52.80%

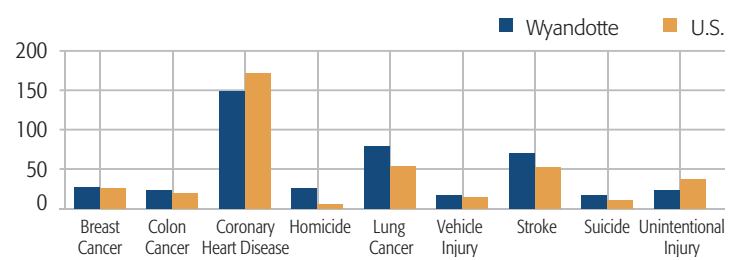
Sources: U.S. Census Bureau, American Community Survey 2009

Birth Measures (2003)



	Wyandotte	U.S.
Low Birth Weight	7.9%	7.9%
Very Low Birth Weight	1.5%	1.4%
Premature Births	11.6%	12.3%
Births to Women Under 18	6.6%	3.4%
Women Over 40	1.4%	2.6%
Births to Unmarried Women	53.5%	34.6%
No Care in 1st Trimester	20.4%	16.0%

Deaths per 100,000 (2003)



	Wyandotte	U.S.
Breast Cancer (Female)	26.7	25.3
Colon Cancer	23.1	19.1
Coronary Heart Disease	148.6	172.0
Homicide	25.9	6.0
Lung Cancer	79.3	54.1
Vehicle Injury	16.5	14.8
Stroke	70.8	53.0
Suicide	17.1	10.8
Unintentional Injury	23.7	37.3