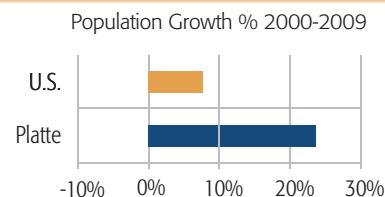




Platte County, Missouri

Population

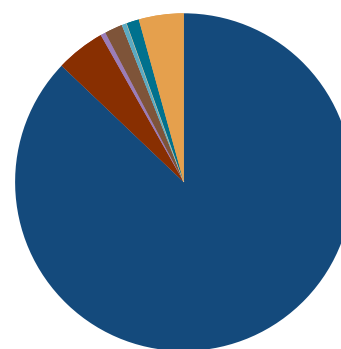
Platte County	
1990	57,867
2000	73,781
2009	90,688 (Estimate)



Economic Indicators

	Platte	U.S.
% Uninsured	8.7%	15.1%
Uninsured Pop	7,413	45,080,009
Median Household	\$65,128	\$52,029

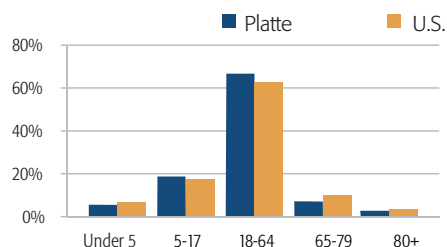
Population by Race



	Number	Percent
White, Non-Hispanic	74,837	87.1%
Black, Non-Hispanic	4,034	4.7%
American Indian	420	0.5%
Asian	1,467	1.7%
Pacific Islander	422	0.5%
Other, Non-Hispanic	-	0.0%
2+ Races, Non-Hispanic	1,036	1.2%
Hispanic	3,680	4.3%

Population by Age

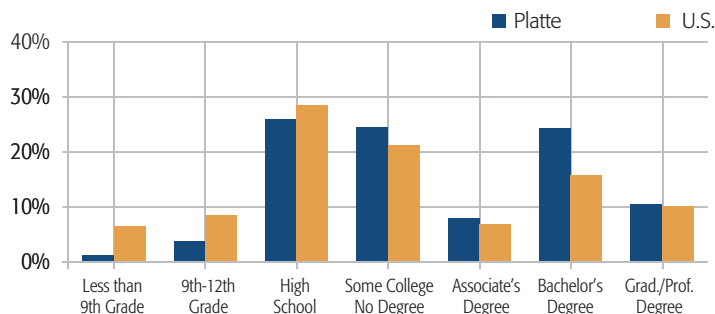
	Platte	U.S.
Under 5	6%	7%
Ages 5-17	18%	18%
Ages 18-64	66%	63%
Ages 65-79	7%	9%
Age 80 +	2%	4%



Sources: Census 2008, ACS

Educational Attainment

	Platte	U.S.
Less than 9th grade	1.5%	6.4%
9th to 12th, no diploma	4.0%	8.7%
High school diploma	27.1%	28.5%
Some college, no degree	25.2%	21.3%
Associate's degree	7.8%	7.5%
Bachelor's degree	23.6%	17.5%
Graduate/professional degree	10.8%	10.2%

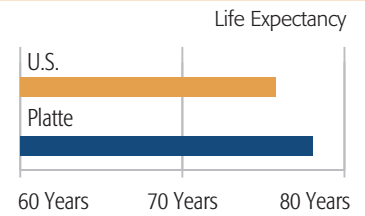


County Concerns

- Poverty trend: increased 95% since 2000
- As a wealthy and overall healthy county, the existing vulnerable population can be overlooked
- The population on Medicaid have few options in Platte County
- Increased obesity rate like the rest of the nation

Life Expectancy

	Platte	U.S.
Life Expectancy (Years)	78.6	76.5
Fair or Poor Health (%)	10.3%	17.1%
Unhealthy Days Last Month	4.8	6



Risk Factors (% of adults, 2006)

No Exercise	22.2%
Few Fruits/Vegetables	78.9%
Obesity	24.5%
High Blood Pressure	17.7%
Smoker	20.6%
Diabetes	5.6%

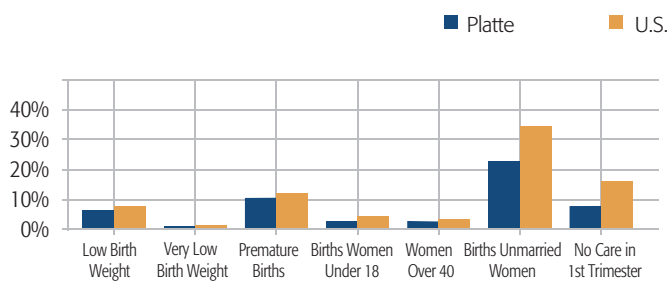
Source: U.S. Dept. of Health and Human Services

Vulnerable Populations (2005)

	Number	Percent
Pop over 65	9,511	10.49%
Pop under 18	21,535	23.75%
Persons in Poverty 100%	5,578	6.20%
Persons in Poverty 200%	17,284	19.22%
Minority Pop incl Hispanics	10,687	12.64%

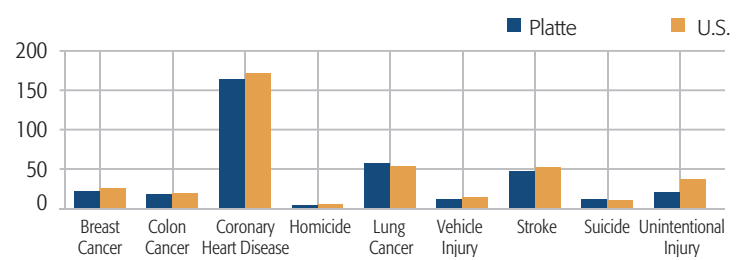
Sources: U.S. Census Bureau, American Community Survey 2005 - 2009
Minority Population figures for Cass, Clay and Platte Counties were not disclosed in the 2009 ACS so the 2006-08 ACS was substituted.

Birth Measures (2003)



	Platte	U.S.
Low Birth Weight	6.1%	7.9%
Very Low Birth Weight	1.1%	1.4%
Premature Births	10.1%	12.3%
Births to Women Under 18	1.7%	3.4%
Women Over 40	2.5%	2.6%
Births to Unmarried Women	22.6%	34.6%
No Care in 1st Trimester	8.2%	16.0%

Deaths per 100,000 (2003)



	Platte	U.S.
Breast Cancer (Female)	24.2	25.3
Colon Cancer	18.6	19.1
Coronary Heart Disease	161.6	172.0
Homicide	4.2	6.0
Lung Cancer	56.7	54.1
Vehicle Injury	11.2	14.8
Stroke	48.2	53.0
Suicide	11.1	10.8
Unintentional Injury	18.5	37.3