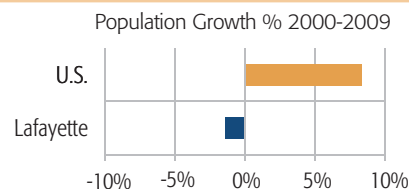




Lafayette County, Missouri

Population

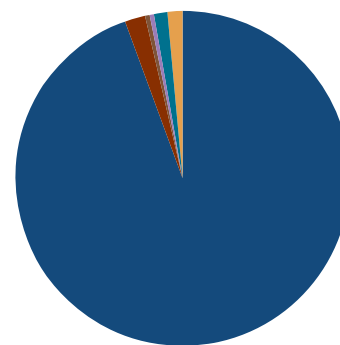
Lafayette County	
1990	31,107
2000	32,960
2009	32,572 (estimate)



Economic Indicators

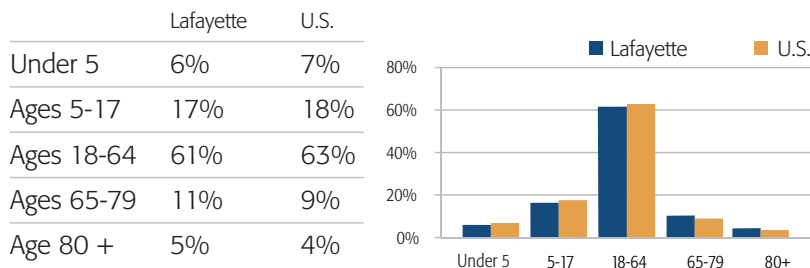
	Lafayette	U.S.
% Uninsured	16.3%	15.1%
Uninsured Pop	5,349	45,080,009
Median Household	\$46,920	\$52,029

Population by Race



	Number	Percent
White, Non-Hispanic	30,945	94.4%
Black, Non-Hispanic	652	2.0%
American Indian	146	0.4%
Asian	130	0.4%
Pacific Islander	-	0.0%
Other, Non-Hispanic	16	0.0%
2+ Races, Non-Hispanic	421	1.3%
Hispanic	469	1.4%

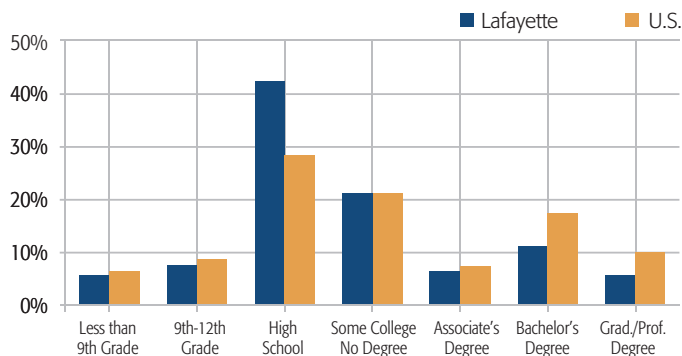
Population by Age



Sources: Census 2008, ACS

Educational Attainment

	Lafayette	U.S.
Less than 9th grade	5.4%	6.4%
9th to 12th, no diploma	8.3%	8.7%
High school diploma	42.4%	28.5%
Some college, no degree	21.4%	21.3%
Associate's degree	6.5%	7.5%
Bachelor's degree	11.0%	17.5%
Graduate/professional degree	4.9%	10.2%

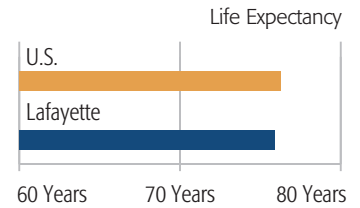


County Concerns

- Poverty trend: increased 41% since 2000
- Highest adult diabetes rate in the area, and highest rates of death from heart disease
- Highest rate of breast cancer death in REACH area
- Higher Medicare and Medicaid rates

Life Expectancy

	Lafayette	U.S.
Life Expectancy (Years)	76.2	76.5
Fair or Poor Health (%)	17.5%	17.1%
Unhealthy Days Last Month	4.5	6



Risk Factors (% of adults, 2006)

No Exercise	28.6%
Few Fruits/Vegetables	82.0%
Obesity	29.0%
High Blood Pressure	Not Available
Smoker	15.6%
Diabetes	12.1%

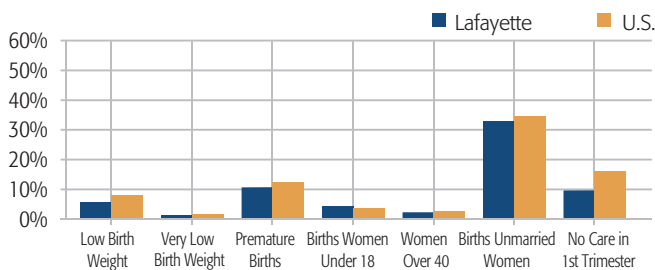
Source: U.S. Dept. of Health and Human Services

Vulnerable Populations (2005)

	Number	Percent
Pop over 65	5,248	16.03%
Pop under 18	8,017	24.49%
Persons in Poverty 100%	3,487	11.06%
Persons in Poverty 200%	9,661	30.63%
Minority Pop incl Hispanics	1,896	5.79%

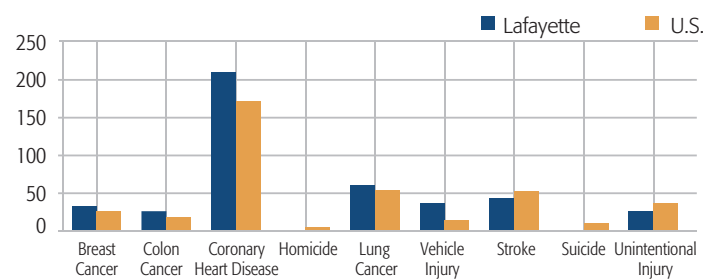
Sources: U.S. Census Bureau, American Community Survey 2005 - 2009

Birth Measures (2003)



	Lafayette	U.S.
Low Birth Weight	6.1%	7.9%
Very Low Birth Weight	0.9%	1.4%
Premature Births	10.5%	12.3%
Births to Women Under 18	4.4%	3.4%
Women Over 40	1.3%	2.6%
Births to Unmarried Women	32.9%	34.6%
No Care in 1st Trimester	9.6%	16.0%

Deaths per 100,000 (2003)



	Lafayette	U.S.
Breast Cancer (Female)	30.3	25.3
Colon Cancer	24.7	19.1
Coronary Heart Disease	210.4	172.0
Homicide	Not Available	6.0
Lung Cancer	63.4	54.1
Vehicle Injury	36.1	14.8
Stroke	46.7	53.0
Suicide	Not Available	10.8
Unintentional Injury	21.8	37.3