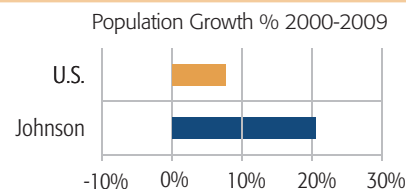




Johnson County, Kansas

Population

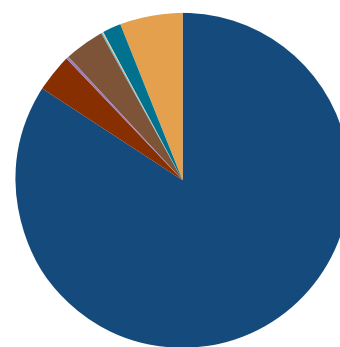
Johnson County	
1990	355,021
2000	451,086
2009	542,737 (estimate)



Economic Indicators

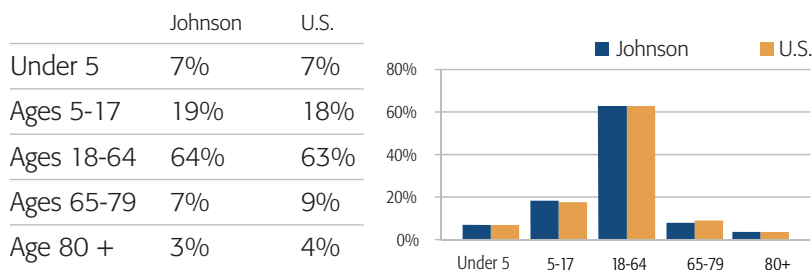
	Johnson	U.S.
% Uninsured	8.1%	15.1%
Uninsured Pop	43,124	45,080,009
Median Household	\$76,108	\$52,029

Population by Race



	Number	Percent
White, Non-Hispanic	449,338	84.1%
Black, Non-Hispanic	19,979	3.7%
American Indian	896	0.2%
Asian	20,761	3.9%
Pacific Islander	547	0.1%
Other, Non-Hispanic	457	0.1%
2+ Races, Non-Hispanic	9,539	1.8%
Hispanic	32,576	6.1%

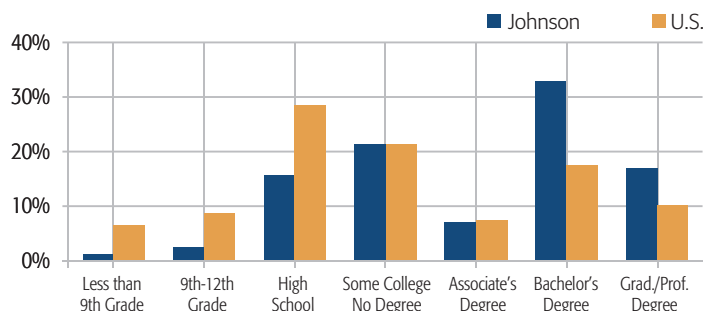
Population by Age



Sources: Census 2008, ACS

Educational Attainment

	Johnson	U.S.
Less than 9th grade	1.3%	6.4%
9th to 12th, no diploma	2.7%	8.7%
High school diploma	16.5%	28.5%
Some college, no degree	21.0%	21.3%
Associate's degree	6.9%	7.5%
Bachelor's degree	33.7%	17.5%
Graduate/professional degree	17.9%	10.2%

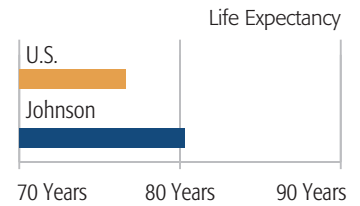


County Concerns

- Poverty trend: increased 51% since 2000
- Despite a low poverty rate, Johnson County still has over 24,000 people in poverty
- Over 40,000 Johnson Countians are without health insurance
- Much like the nation, increasing obesity rate

Life Expectancy

	Johnson	U.S.
Life Expectancy (Years)	80.3	76.5
Fair or Poor Health (%)	7.8%	17.1%
Unhealthy Days Last Month	4.2	6



Risk Factors (% of adults, 2006)

No Exercise	16.7%
Few Fruits/Vegetables	79.4%
Obesity	17.4%
High Blood Pressure	18.9%
Smoker	16.6%
Diabetes	4.8%

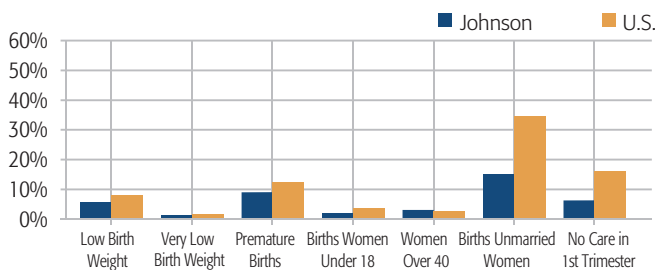
Source: U.S. Dept. of Health and Human Services

Vulnerable Populations (2005)

	Number	Percent
Pop over 65	58,016	10.69%
Pop under 18	137,982	25.42%
Persons in Poverty 100%	37,938	7.07%
Persons in Poverty 200%	90,695	16.90%
Minority Pop incl Hispanics	89,306	16.45%

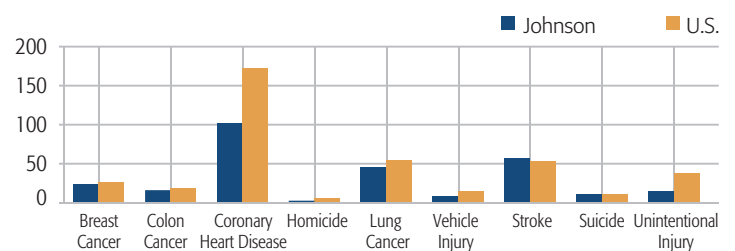
Sources: U.S. Census Bureau, American Community Survey 2009

Birth Measures (2003)



	Johnson	U.S.
Low Birth Weight	6.1%	7.9%
Very Low Birth Weight	0.9%	1.4%
Premature Births	9.7%	12.3%
Births to Women Under 18	1.2%	3.4%
Women Over 40	2.9%	2.6%
Births to Unmarried Women	14.9%	34.6%
No Care in 1st Trimester	5.9%	16.0%

Deaths per 100,000 (2003)



	Johnson	U.S.
Breast Cancer (Female)	23.9	25.3
Colon Cancer	16.4	19.1
Coronary Heart Disease	101.6	172.0
Homicide	1.9	6.0
Lung Cancer	47.7	54.1
Vehicle Injury	7.7	14.8
Stroke	55.0	53.0
Suicide	10.7	10.8
Unintentional Injury	12.2	37.3