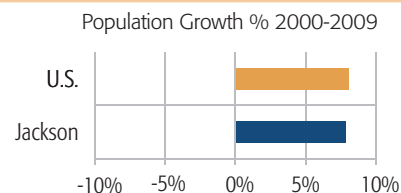




# Jackson County, Missouri

## Population

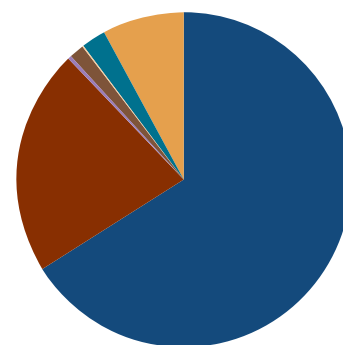
Jackson County	
1990	633,234
2000	654,880
2009	705,708 (estimate)



## Economic Indicators

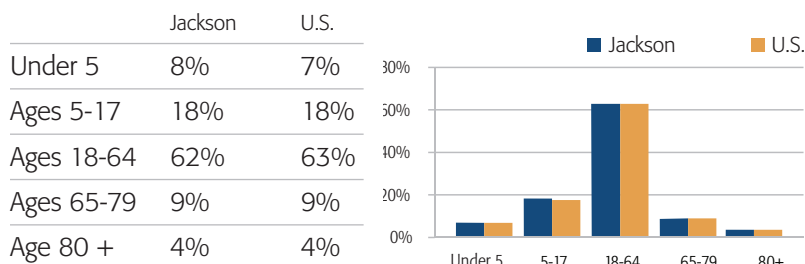
	Jackson	U.S.
<b>% Uninsured</b>	<b>15.1%</b>	<b>15.1%</b>
Uninsured Pop	100,131	45,080,009
Median Household	\$47,264	\$52,029

## Population by Race



	Number	Percent
White, Non-Hispanic	441,374	66.0%
Black, Non-Hispanic	146,118	21.9%
American Indian	2,135	0.3%
Asian	9,545	1.4%
Pacific Islander	251	0.0%
Other, Non-Hispanic	531	0.1%
2+ Races, Non-Hispanic	15,768	2.4%
Hispanic	52,695	7.9%

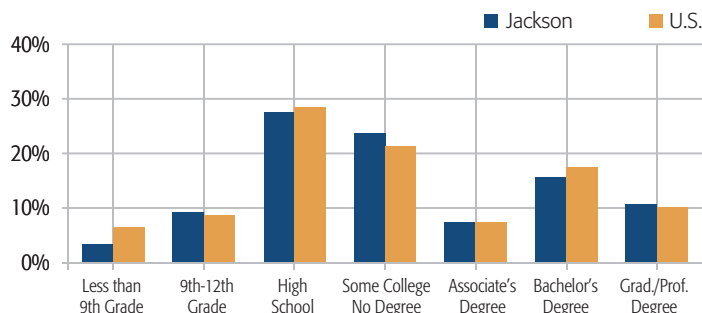
## Population by Age



Sources: Census 2008, ACS

## Educational Attainment

	Jackson	U.S.
Less than 9th grade	3.7%	6.4%
9th to 12th, no diploma	9.1%	8.7%
High school diploma	27.9%	28.5%
Some college, no degree	24.8%	21.3%
Associate's degree	7.5%	7.5%
Bachelor's degree	16.4%	17.5%
Graduate/professional degree	10.6%	10.2%

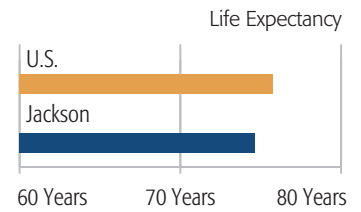


### County Concerns

- Poverty trend: increased 25% since 2000
- Large vulnerable population (poverty, medicaid)
- Greatest percentage of low-birth weight births
- Highest number of mental health days

### Life Expectancy

	Jackson	U.S.
Life Expectancy (Years)	75.2	76.5
Fair or Poor Health (%)	16.0%	17.1%
Unhealthy Days Last Month	6.2	6



### Risk Factors (% of adults, 2006)

No Exercise	24.7%
Few Fruits/Vegetables	78.9%
Obesity	24.6%
High Blood Pressure	25.8%
Smoker	25.8%
Diabetes	7.8%

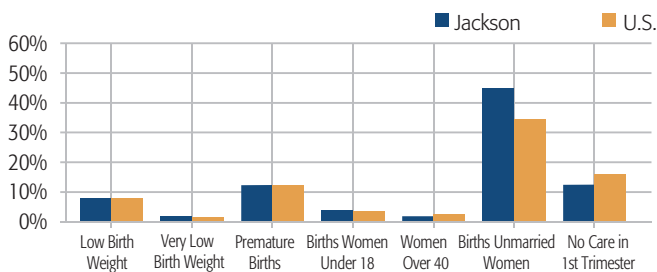
Source: U.S. Dept. of Health and Human Services

### Vulnerable Populations (2005)

	Number	Percent
Pop over 65	86,978	12.32%
Pop under 18	174,169	24.68%
Persons in Poverty 100%	107,169	15.37%
Persons in Poverty 200%	238,306	34.19%
Minority Pop incl Hispanics	241,557	34.23%

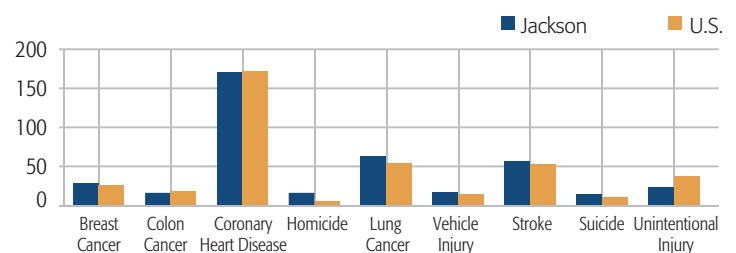
Sources: U.S. Census Bureau, American Community Survey 2005 - 2009

### Birth Measures (2003)



	Jackson	U.S.
Low Birth Weight	8.1%	7.9%
Very Low Birth Weight	1.6%	1.4%
Premature Births	12.3%	12.3%
Births to Women Under 18	4.4%	3.4%
Women Over 40	1.8%	2.6%
Births to Unmarried Women	44.8%	34.6%
No Care in 1st Trimester	12.2%	16.0%

### Deaths per 100,000 (2003)



	Jackson	U.S.
Breast Cancer (Female)	27.8	25.3
Colon Cancer	17.7	19.1
Coronary Heart Disease	168.1	172.0
Homicide	14.6	6.0
Lung Cancer	60.3	54.1
Vehicle Injury	15.8	14.8
Stroke	57.7	53.0
Suicide	13.3	10.8
Unintentional Injury	26.7	37.3