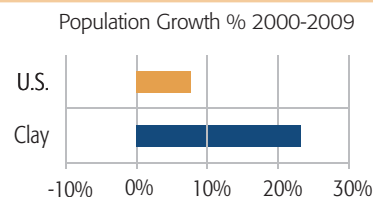




Clay County, Missouri

Population

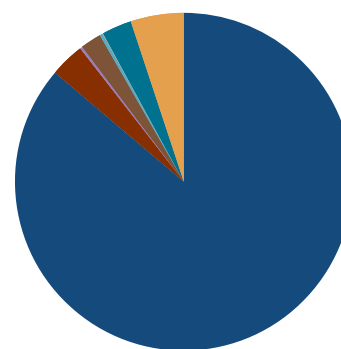
Clay County	
1990	153,411
2000	184,006
2009	228,358 (Estimate)



Economic Indicators

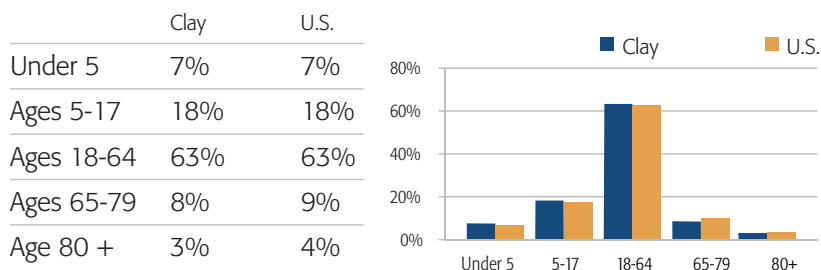
	Clay	U.S.
% Uninsured	10.5%	15.1%
Uninsured Pop	22,608	45,080,009
Median Household	\$58,694	\$52,029

Population by Race



	Number	Percent
White, Non-Hispanic	185,923	86.2%
Black, Non-Hispanic	7,124	3.3%
American Indian	518	0.2%
Asian	4,300	2.0%
Pacific Islander	678	0.3%
Other, Non-Hispanic	60	0.0%
2+ Races, Non-Hispanic	6,116	2.8%
Hispanic	10,988	5.1%

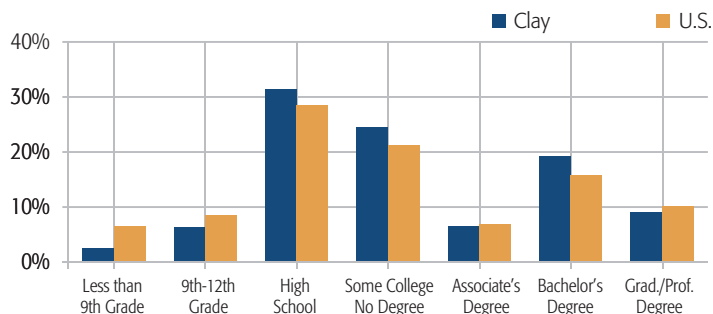
Population by Age



Sources: Census 2008, ACS

Educational Attainment

	Clay	U.S.
Less than 9th grade	2.6%	6.4%
9th to 12th, no diploma	7.0%	8.7%
High school diploma	30.8%	28.5%
Some college, no degree	23.3%	21.3%
Associate's degree	7.5%	7.5%
Bachelor's degree	19.4%	17.5%
Graduate/professional degree	9.3%	10.2%

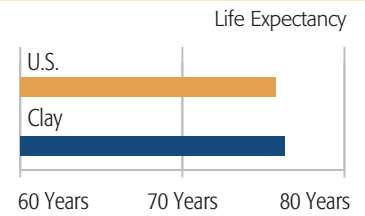


County Concerns

- Poverty trend: increased 54% since 2000
- 25% of the adult population are currently smokers
- Second highest number of poor mental health days
- Relatively high breast cancer death rate

Life Expectancy

	Clay	U.S.
Life Expectancy (Years)	77.1	76.5
Fair or Poor Health (%)	12.1%	17.1%
Unhealthy Days Last Month	5.8	6



Risk Factors (% of adults, 2006)

No Exercise	22.3%
Few Fruits/Vegetables	78.9%
Obesity	24.2%
High Blood Pressure	21.7%
Smoker	25.1%
Diabetes	4.9%

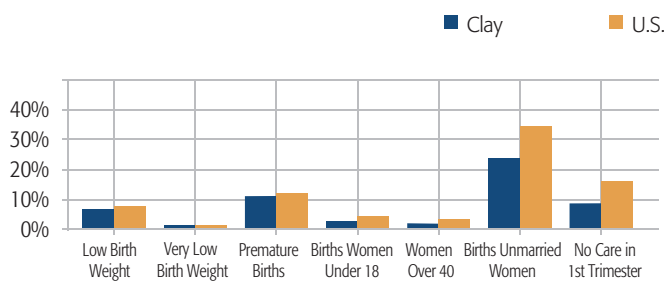
Source: U.S. Dept. of Health and Human Services

Vulnerable Populations (2005)

	Number	Percent
Pop over 65	25,608	11.21%
Pop under 18	57,550	25.20%
Persons in Poverty 100%	17,700	7.85%
Persons in Poverty 200%	49,869	22.11%
Minority Pop incl Hispanics	28,238	13.37%

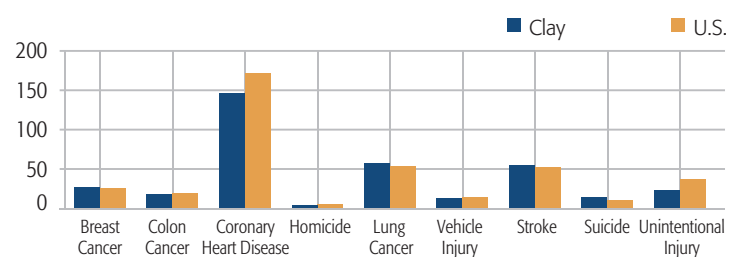
Sources: U.S. Census Bureau, American Community Survey 2005 - 2009
Minority Population figures for Cass, Clay and Platte Counties were not disclosed in the 2009 ACS so the 2006-08 ACS was substituted.

Birth Measures (2003)



	Clay	U.S.
Low Birth Weight	6.8%	7.9%
Very Low Birth Weight	1.3%	1.4%
Premature Births	11.3%	12.3%
Births to Women Under 18	2.4%	3.4%
Women Over 40	1.5%	2.6%
Births to Unmarried Women	26.0%	34.6%
No Care in 1st Trimester	9.2%	16.0%

Deaths per 100,000 (2003)



	Clay	U.S.
Breast Cancer (Female)	26.8	25.3
Colon Cancer	17.6	19.1
Coronary Heart Disease	146.5	172.0
Homicide	4.4	6.0
Lung Cancer	58.6	54.1
Vehicle Injury	13.8	14.8
Stroke	54.6	53.0
Suicide	12.9	10.8
Unintentional Injury	24.8	37.3