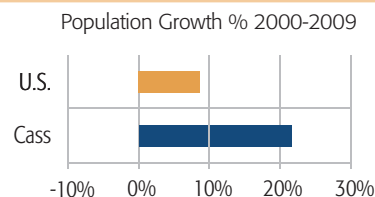




Cass County, Missouri

Population

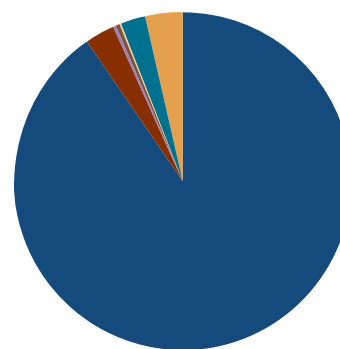
Cass County	
1990	63,808
2000	82,092
2009	100,184 (estimate)



Economic Indicators

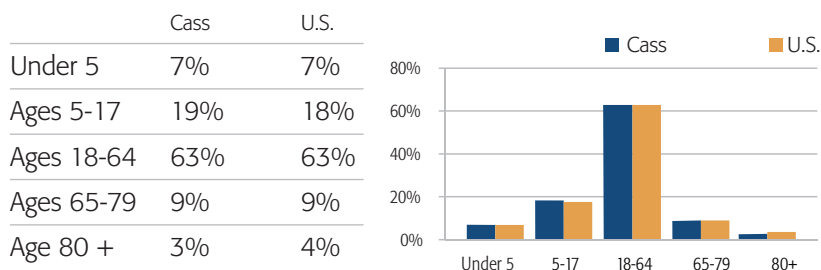
	Cass	U.S.
% Uninsured	9.6%	15.1%
Uninsured Pop	9,306	45,080,009
Median Household	\$62,297	\$52,029

Population by Race



	Number	Percent
White, Non-Hispanic	88,986	90.4%
Black, Non-Hispanic	2,798	2.8%
American Indian	251	0.3%
Asian	440	0.4%
Pacific Islander	-	0.0%
Other, Non-Hispanic	70	0.1%
2+ Races, Non-Hispanic	2,352	2.4%
Hispanic	3,532	3.6%

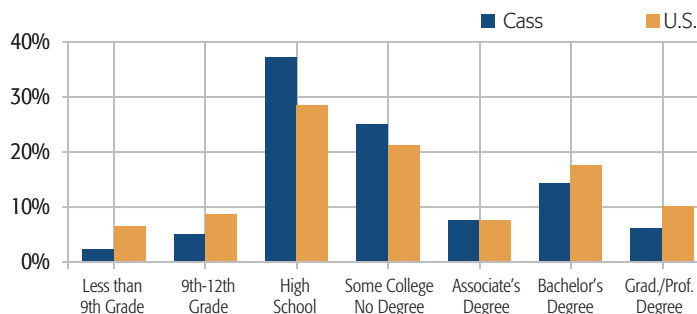
Population by Age



Sources: Census 2008, ACS

Educational Attainment

	Cass	U.S.
Less than 9th grade	2.2%	6.4%
9th to 12th, no diploma	4.9%	8.7%
High school diploma	38.9%	28.5%
Some college, no degree	25.3%	21.3%
Associate's degree	7.8%	7.5%
Bachelor's degree	14.3%	17.5%
Graduate/professional degree	6.7%	10.2%

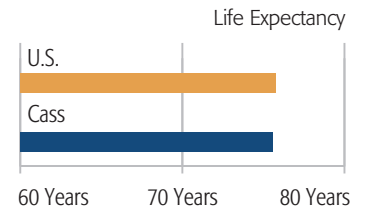


County Concerns

- Poverty trend: increased 4% since 2000
- High incidence of accidental death, motor vehicle fatalities and high blood pressure
- Less medically served than the U.S. according to HRSA's Index of Medical Underservice
- High rates in behavioral categories like smoking and obesity

Life Expectancy

	Cass	U.S.
Life Expectancy (Years)	77.3	76.5
Fair or Poor Health (%)	14.8%	17.1%
Unhealthy Days Last Month	5.3	6



Risk Factors (% of adults, 2006)

No Exercise	29.8%
Few Fruits/Vegetables	80.9%
Obesity	28.9%
High Blood Pressure	30.2%
Smoker	25.7%
Diabetes	6.0%

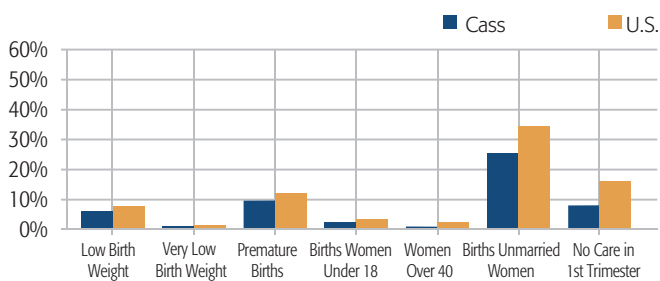
Source: U.S. Dept. of Health and Human Services

Vulnerable Populations (2005)

	Number	Percent
Pop over 65	11,941	11.92%
Pop under 18	26,405	26.36%
Persons in Poverty 100%	9,211	9.28%
Persons in Poverty 200%	21,446	21.61%
Minority Pop incl Hispanics	8,778	9.08%

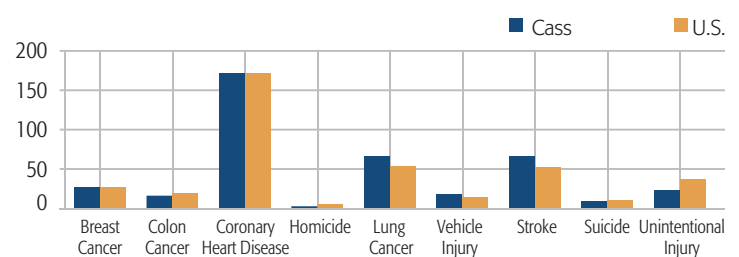
Sources: U.S. Census Bureau, American Community Survey 2005 - 2009
Minority Population figures for Cass, Clay and Platte Counties were not disclosed in the 2009 ACS so the 2006-08 ACS was substituted.

Birth Measures (2003)



	Cass	U.S.
Low Birth Weight	6.3%	7.9%
Very Low Birth Weight	1.2%	1.4%
Premature Births	9.7%	12.3%
Births to Women Under 18	3.0%	3.4%
Women Over 40	1.7%	2.6%
Births to Unmarried Women	26.3%	34.6%
No Care in 1st Trimester	8.8%	16.0%

Deaths per 100,000 (2003)



	Cass	U.S.
Breast Cancer (Female)	25.0	25.3
Colon Cancer	17.7	19.1
Coronary Heart Disease	171.8	172.0
Homicide	3.6	6.0
Lung Cancer	64.4	54.1
Vehicle Injury	18.6	14.8
Stroke	64.1	53.0
Suicide	11.0	10.8
Unintentional Injury	26.1	37.3