

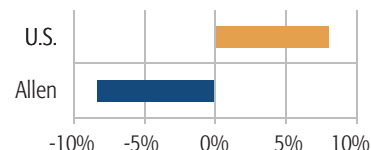


Allen County, Kansas

Population

Allen County	
1990	14,638
2000	14,385
2009	13,203 (Estimate)

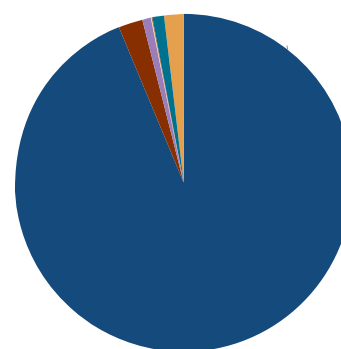
Population Growth % 2000-2009



Economic Indicators

	Allen	U.S.
% Uninsured	Not Available	15.1%
Uninsured Pop	Not Available	45,080,009
Median Household	Not Available	\$52,029

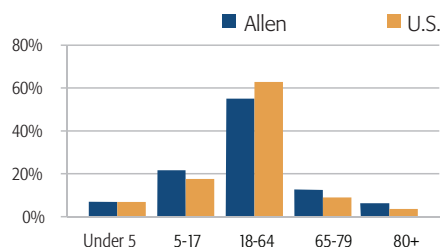
Population by Race



	Number	Percent
White, Non-Hispanic	13,488	93.8%
Black, Non-Hispanic	332	2.3%
American Indian	116	0.8%
Asian	9	0.1%
Pacific Islander	-	0.0%
Other, Non-Hispanic	11	0.1%
2+ Races, Non-Hispanic	167	1.2%
Hispanic	262	1.8%

Population by Age

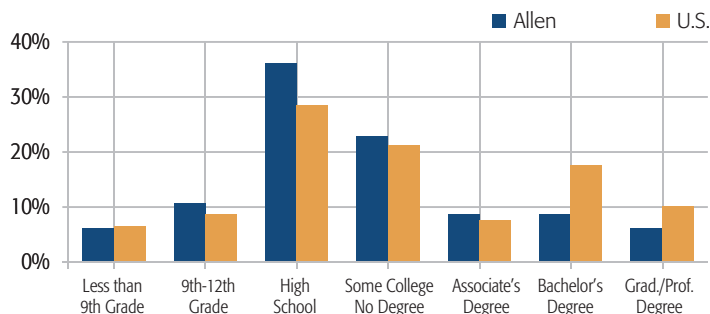
	Allen	U.S.
Under 5	6%	7%
Ages 5-17	21%	18%
Ages 18-64	55%	63%
Ages 65-79	12%	9%
Age 80 +	6%	4%



Sources: Census 2008, ACS

Educational Attainment

	Allen	U.S.
Less than 9th grade	5.9%	6.4%
9th to 12th, no diploma	11.0%	8.7%
High school diploma	35.8%	28.5%
Some college, no degree	23.1%	21.3%
Associate's degree	9.1%	7.5%
Bachelor's degree	9.0%	17.5%
Graduate/professional degree	6.2%	10.2%

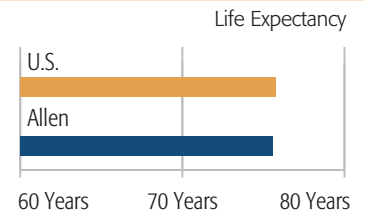


County Concerns

- Low access to physicians
- High colon cancer rate
- Higher proportion of elderly

Life Expectancy

	Allen	U.S.
Life Expectancy (Years)	76.4	76.5
Fair or Poor Health (%)	14.8%	17.1%
Unhealthy Days Last Month	5.9	6



Risk Factors (% of adults, 2006)

No Exercise	33.1%
Few Fruits/Vegetables	Not Available
Obesity	27.8%
High Blood Pressure	Not Available
Smoker	26.6%
Diabetes	8.2%

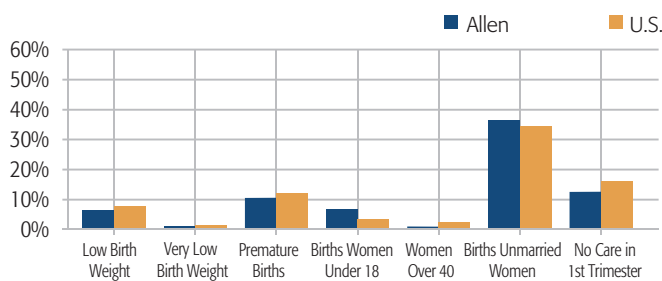
Source: U.S. Dept. of Health and Human Services

Vulnerable Populations (2005)

	Number	Percent
Pop over 65	2,387	17.81%
Pop under 18	3,009	22.45%
Persons in Poverty 100%	1,698	13.11%
Persons in Poverty 200%	4,650	35.90%
Minority Pop incl Hispanics	983	7.33%

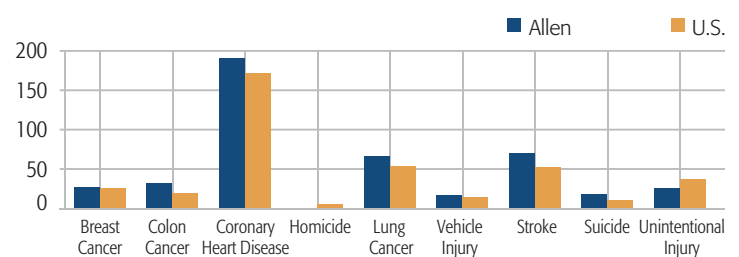
Sources: U.S. Census Bureau, American Community Survey 2005 - 2009

Birth Measures (2003)



	Allen	U.S.
Low Birth Weight	6.2%	7.9%
Very Low Birth Weight	0.6%	1.4%
Premature Births	10.6%	12.3%
Births to Women Under 18	6.5%	3.4%
Women Over 40	0.9%	2.6%
Births to Unmarried Women	37.3%	34.6%
No Care in 1st Trimester	12.7%	16.0%

Deaths per 100,000 (2003)



	Allen	U.S.
Breast Cancer (Female)	26.6	25.3
Colon Cancer	30.2	19.1
Coronary Heart Disease	193.2	172.0
Homicide	Not Available	6.0
Lung Cancer	63.5	54.1
Vehicle Injury	18.7	14.8
Stroke	45.1	53.0
Suicide	19.5	10.8
Unintentional Injury	24.6	37.3